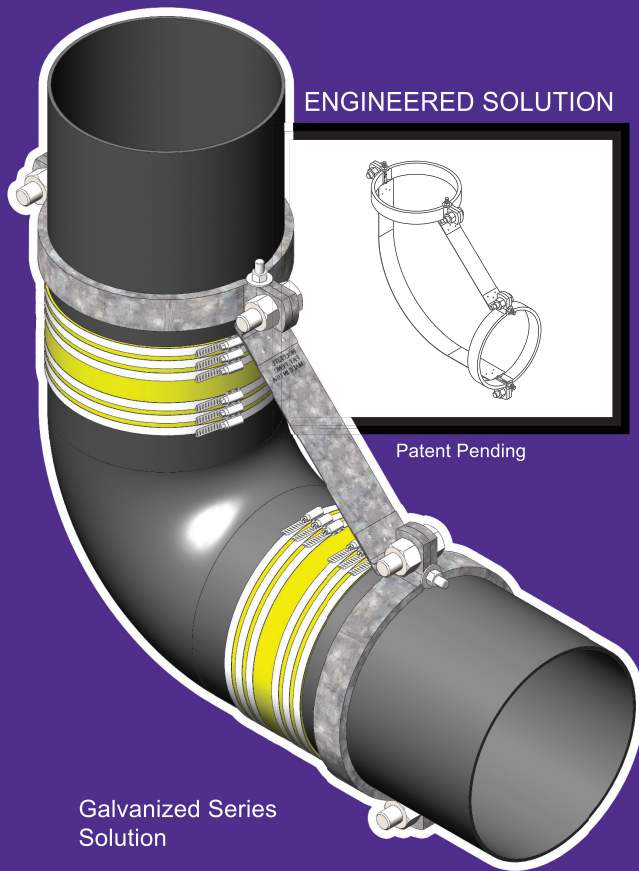


HOLDRITE® #117 Series No-Hub Fitting Restraint Solutions



117 SERIES PRODUCT LINE EXPANDS

Numerous Configurations Now Available
Galvanized Solutions up to 15"

- Ideal for restraining Hubless Cast Iron Soil Pipe joints against separation during high thrust conditions
- Hubless Cast Iron Soil Pipe Restraint Kits for pipe sizes 2" through 8" consist of galvanized steel straps with high strength, high torque stainless steel band clamps.
- For pipe sizes 10" through 15" kits consist of heavy-duty pipe clamps (available in both black iron and galvanized), heavy gauge galvanized steel straps and T-bolts with matching hardware.
- Meets installation guidelines as specified in CISPI Installation Handbook.
- List price sheet available on holdrite.com



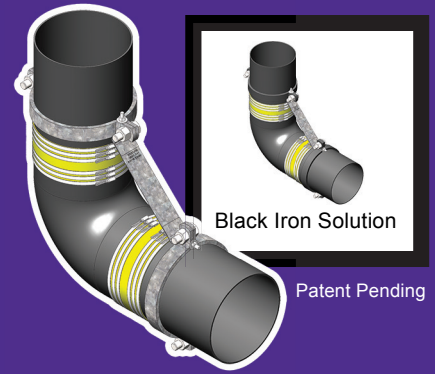
BIM

Building Information Modeling
(BIM) files available in Autodesk® Revit.
Available on www.holdrite.com

More #117 Series Options Inside ➔

Model#	Short Sweep Quarter Bend Restraint	For Pipe Size(s)	Box Qty
117-3K	Short Sweep 1/4 Bend Restraint Kits (3"-8") include (2) galvanized straps & (5) stainless steel band clamps.	2" - 3"	6
117-4K		4"	6
117-5K		5"	6
117-6K		6"	6
117-8K		8"	6
117-10K	Short Sweep 1/4 Bend Restraint Kits (10"-15") include (2) galvanized straps and black iron pipe clamps.	10"	2
117-12K		12"	1
117-15K		15"	1
117-10K-G	Short Sweep 1/4 Bend Restraint Kits (10"-15") with "-G" include all galvanized steel components.	10"	2
117-12K-G		12"	1
117-15K-G		15"	1

Galvanized Solution

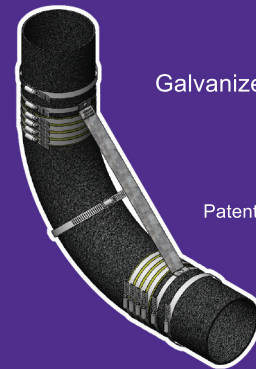


THE NO-HUB SS 1/4 BEND RESTRAINT #117-3K through 8K	INCLUDED PARTS DRAWING. #117-3K, #117-4K, #117-5K, #117-6K, #117-8K	THE NO-HUB SS 1/4 BEND RESTRAINT #117-10K through 15K	INCLUDED PARTS DRAWING. #117-10K, #117-12K, #117-15K, #117-10K-G, #117-12K-G, #117-15K-G

Model#	Long Sweep Quarter Bend Restraint	For Pipe Size(s)	Box Qty
117-3LS	Long Sweep 1/4 Bend Restraint Kits include (2) galvanized steel straps with (5) stainless steel band clamps.	2"-3"	1
117-4LS		4"	1
117-6LS		6"	1

THE LONG SWEEP QUARTER BEND RESTRAINT #117-3LS, #117-4LS, #117-6LS	INCLUDED PARTS DRAWING #117-3LS, #117-4LS, #117-6LS

Galvanized Solution



Model#	Double Eighth Bend Restraint	For Pipe Size(s)	Box Qty
117-3LL	Double 45° 1/8 Bend Restraint Kits include (2) galvanized straps and (6) stainless steel band clamps.	2"-3"	1
117-4LL		4"	1
117-6LL		6"	1
117-8LL		8"	1

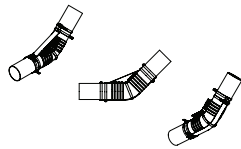
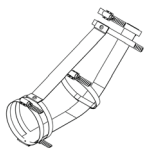
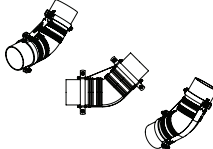
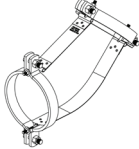
THE DOUBLE EIGHTH BEND RESTRAINT #117-3LL, #117-4LL, #117-6LL, #117-8LL	INCLUDED PARTS DRAWING #117-3LL, #117-4LL, #117-6LL, #117-8LL

Galvanized Solution

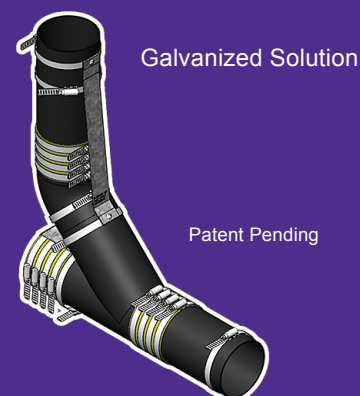


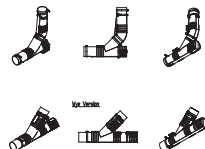

Model#	1/16, 1/8 and 1/6 Bend Restraint	For Pipe Size(s)	Box Qty
117-3L	1/16, 1/8 & 1/6 Bend Restraint Kits (2"-8") include (2) galvanized steel straps and (5) stainless steel band clamps.	3"	6
117-4L		4"	6
117-5L		5"	6
117-6L		6"	6
117-8L		8"	6
117-10L	1/8 Bend Restraint Kits (10"-15") include (2) black iron clamps with T-bolts and (2) galvanized steel straps.	10"	2
117-12L		12"	1
117-15L		15"	1
117-10L-G	1/8 Bend Restraint Kits (10"-15") with "-G" include all galvanized steel components.	10"	2
117-12L-G		12"	1
117-15L-G		15"	1



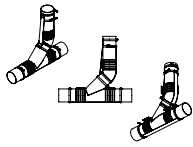
							
1/16, 1/8 AND 1/6 BEND RESTRAINT #117-3L, #117-4L, #117-5L, #117-6L, #117-8L		INCLUDED PARTS DRAWING. #117-3L, #117-4L, #117-5L, #117-6L, #117-8L		1/8 BEND RESTRAINT #117-10L, #117-12L, #117-15L, #117-10L-G, #117-12L-G, #117-15L-G		INCLUDED PARTS DRAWING. #117-10L, #117-12L, #117-15L, #117-10L-G, #117-12L-G, #117-15L-G	

Model#	Combo - End of Line Position Restraint	For Pipe Size(s)	Box Qty
117-3CE	End of line, combination wye and eighth bend fitting with blind plug restraint. Kit includes (3) galvanized steel straps with (6) stainless steel band clamps for kits up to 4".	2-3"	1
117-4CE		4"	1
117-5CE		5"	1
117-4x3CE		4" x 3" (or 4" x 2")	1
117-5x4CE		5" x 4"	1
117-6CE	For combos with 5" or larger barrels, kits include (4) galvanized steel straps and (8) stainless steel band clamps.	6"	1
117-6x5CE		6" x 5"	1
117-6x4CE		6" x 4"	1
117-6x3CE		6" x 3" (or 6" x 2")	1
117-8CE		8"	1
117-8x6CE		8" x 6"	1
117-8x5CE		8" x 5"	1
117-8x4CE		8" x 4"	1

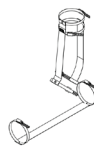


			
THE COMBO INSTALLED AT END-OF-LINE RESTRAINT #117-3CE, #117-4CE, #117-4x3CE, #117-5CE, #117-6CE, #117-6x5CE, #117-6x4CE, #117-6x3CE, #117-8CE, #117-8x6CE, #117-8x5CE, #117-8x4CE		INCLUDED PARTS DRAWING. #117-3CE, #117-4CE, #117-4x3CE, #117-5CE, #117-6CE, #117-6x5CE, #117-6x4CE, #117-6x3CE, #117-8CE, #117-8x6CE, #117-8x5CE, #117-8x4CE	

Model#	Combo-Mid-Stream Position Restraint	For Pipe Size(s)	Box Qty
117-3CM	Combination wye and eighth bend fitting restraint. Kit includes (3) galvanized steel straps with (6) stainless steel band clamps for 3" & 4".	2"-3"	1
117-4CM		4"	1
117-5CM		5"	1
117-5x4CM		5" x 4"	1
117-6CM		6"	1
117-6x5CM		6" x 5"	1
117-6x4CM	Kits for fittings with 5" or larger barrels include (4) galvanized steel straps and (8) stainless steel straps.	6" x 4"	1
117-6x3CM		6" x 3" (or 6" x 2")	1
117-8CM		8"	1
117-8x6CM		8" x 6"	1
117-8x5CM		8" x 5"	1
117-8x4CM		8" x 4"	1

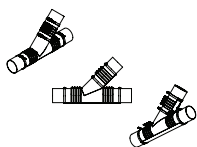


THE COMBO INSTALLED IN MID-SYSTEM RESTRAINT.
#117-3CM, #117-4CM, #117-5CM, #117-6CM, #117-6X5CM,
#117-6X4CM, #117-6X3CM, #117-8CM, #117-8X6CM,
#117-8X5CM, #117-8X4CM



INCLUDED PARTS DRAWING.
#117-3CM, #117-4CM, #117-5CM, #117-6CM, #117-6X5CM,
#117-6X4CM, #117-6X3CM, #117-8CM, #117-8X6CM,
#117-8X5CM, #117-8X4CM

Model#	Wye Branch Restraint	For Pipe Size(s)	Box Qty
117-3W	Wye/ Santee fitting restraint. Kit includes (2) galvanized steel straps with (4) stainless steel band clamps for 2"-4". 5"-8" kits include (4) straps and (8) clamps).	2"-3"	1
117-4W		4"	1
117-5W		5"	1
117-5x4W		5" x 4"	1
117-6W		6"	1
117-6x5W		6" x 5"	1
117-6x4W	10"-15" Wye kits with 4"-8" branches have (2) black iron clamps with T-bolts & (2) galvanized straps with band clamps. Kits with 10"-15" branches have (3) iron clamps & (5) galvanized straps with T-bolts.	6" x 4"	1
117-6x3W		6" x 3" (or 6" x 2")	1
117-8W		8"	1
117-8x6W		8" x 6"	1
117-8x5W		8" x 5"	1
117-8x4W		8" x 4"	1
117-10W	10"-15" Wye kits with 4"-8" branches have (2) black iron clamps with T-bolts & (2) galvanized straps with band clamps. Kits with 10"-15" branches have (3) iron clamps & (5) galvanized straps with T-bolts.	10"	1
117-10x4W		10" x 4"	1
117-10x6W		10" x 6"	1
117-10x8W		10" x 8"	1
117-12W		12"	1
117-15W		15"	1
117-10W-G	10"-15" Wye kits with 4"-8" branches have (2) black iron clamps with T-bolts & (2) galvanized straps with band clamps. Kits with 10"-15" branches have (3) iron clamps & (5) galvanized straps with T-bolts ("G" includes all galvanized steel components).	10"	1
117-10x4W-G		10" x 4"	1
117-10x6W-G		10" x 6"	1
117-10x8W-G		10" x 8"	1
117-12W-G		12"	1
117-15W-G		15"	1



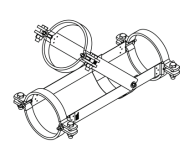
THE WYE BRANCH FITTING SUPPORT.
#117-3W, #117-4W, #117-5W, #117-6W,
#117-6x5W, #117-6x4W, #117-6x3W, #117-8W,
#117-8x6W, #117-8x5W, #117-8x4W



INCLUDED PARTS DRAWING.
#117-3W, #117-4W, #117-5W, #117-6W,
#117-6x5W, #117-6x4W, #117-6x3W, #117-8W,
#117-8x6W, #117-8x5W, #117-8x4W



THE WYE BRANCH FITTING SUPPORT.
117-10W, #117-10x4W, #117-10x6W,
117-6x3W, #117-10x8W, #117-12W, #117-15W,
#117-10W-G, #117-10x4W-G, #117-10x6W-G,
#117-10x8W-G, #117-12W-G, #117-15W-G



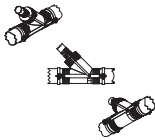
INCLUDED PARTS DRAWING.
117-10W, #117-10x4W, #117-10x6W,
#117-10x8W, #117-12W, #117-15W,
#117-10W-G, #117-10x4W-G, #117-10x6W-G,
#117-10x8W-G, #117-12W-G, #117-15W-G

Model#	Wyes with Reducers	For Pipe Size(s)	Box Qty
117-12x4WR	12" & 15" Wye kits with 4"-8" short reducers include: (2) pipe clamps, (2) galvanized straps with T-bolts & (2) galvanized straps with stainless steel band clamps. Kits with 10" or 12" reducers include (3) pipe clamps & (4) galvanized straps with T-bolts and (1) galvanized heel strap.	12"	1
117-12x6WR		12"	1
117-12x8WR		12"	1
117-12x10WR		12"	1
117-15x4WR		15"	1
117-15x6WR		15"	1
117-15x8WR		15"	1
117-15x10WR		15"	1
117-15x12WR		15"	1
117-12x4WR-G	12" & 15" Wye kits with 4"-8" short reducers include: (2) pipe clamps, (2) galvanized straps with T-bolts & (2) galvanized straps with stainless steel band clamps. Kits with 10" or 12" reducers include (3) pipe clamps & (4) galvanized straps with T-bolts and (1) galvanized heel strap. ("-G" includes all galvanized steel components).	12"	1
117-12x6WR-G		12"	1
117-12x8WR-G		12"	1
117-12x10WR-G		12"	1
117-15x4WR-G		15"	1
117-15x6WR-G		15"	1
117-15x8WR-G		15"	1
117-15x10WR-G		15"	1
117-15x12WR-G		15"	1

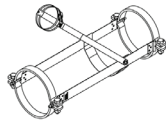
Galvanized Solution



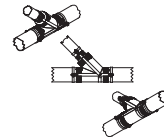
Patent Pending



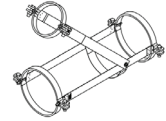
THE REDUCING WYE BRANCH RESTRAINT
#117-12x4WR, #117-12x6WR, #117-12x8WR,
#117-15x4WR, #117-15x6WR, #117-15x8WR,
#117-12x4WR-G, #117-12x6WR-G,
#117-12x8WR-G, #117-15x4WR-G,
#117-15x6WR-G, #117-15x8WR-G



INCLUDED PARTS DRAWING.
#117-12x4WR, #117-12x6WR, #117-12x8WR,
#117-15x4WR, #117-15x6WR, #117-15x8WR,
#117-12x4WR-G, #117-12x6WR-G, #117-12x8WR-G,
#117-15x4WR-G, #117-15x6WR-G, #117-15x8WR-G



THE REDUCING WYE BRANCH RESTRAINT
#117-12x10WR, #117-15x10WR,
#117-15x12WR, #117-12x10WR-G,
#117-15x10WR-G, #117-15x12WR-G



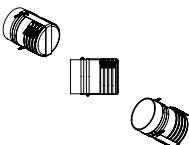
INCLUDED PARTS DRAWING
#117-12x10WR, #117-15x10WR,
#117-15x12WR, #117-12x10WR-G,
#117-15x10WR-G, #117-15x12WR-G

Model#	Blind Plug Restraint	For Pipe Size(s)	Box Qty
117-3BP	Blind plug restraint kit includes (1) galvanized steel strap with (2) stainless steel band clamps, for sizes 2"-8".	2" - 3"	1
117-4BP		4"	1
117-5BP		5"	1
117-6BP		6"	1
117-8BP		8"	1
117-10BP	10"-15" kits have (1) pipe clamp and (1) galvanized steel strap with T-bolts.	10"	1
117-12BP		12"	1
117-15BP		15"	1
117-10BP-G	10"-15" kits have (1) pipe clamp and (1) galvanized steel strap with T-bolts. ("-G" includes all galvanized steel components).	10"	1
117-12BP-G		12"	1
117-15BP-G		15"	1

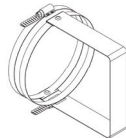
Galvanized Solution



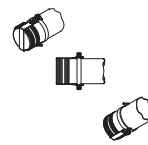
Patent Pending



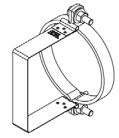
THE BLIND PLUG RESTRAINT
#117-3BP, #117-4BP, #117-5BP, #117-6BP,
#117-8BP



INCLUDED PARTS DRAWING.
#117-3BP, #117-4BP, #117-5BP, #117-6BP,
#117-8BP




THE BLIND PLUG RESTRAINT
#117-10BP, #117-12BP, #117-15BP,
#117-10BP-G, #117-12BP-G, #117-15BP-G



INCLUDED PARTS DRAWINGS.
#117-10BP, #117-12BP, #117-15BP,
#117-10BP-G, #117-12BP-G, #117-15BP-G

Model#	Short Reducer Restraint	For Pipe Size(s)	Box Qty
117-4x2R	Short reducer fitting restraint kit includes (2) galvanized steel straps with (4) stainless steel straps for 2" - 8" sizes.	4" x 2"	1
117-4x3R		4" x 3"	1
117-5x2R		5" x 2"	1
117-5x3R		5" x 3"	1
117-5x4R		5" x 4"	1
117-6x2R		6" x 2"	1
117-6x3R		6" x 3"	1
117-6x4R		6" x 4"	1
117-6x5R		6" x 5"	1
117-8x2R		8" x 2"	1
117-8x3R		8" x 3"	1
117-8x4R		8" x 4"	1
117-8x5R		8" x 5"	1
117-8x6R		8" x 6"	1
117-10x4R	Short reducers with 10"-15" x 2"-8" sizes include (1) black iron pipe clamp and (2) galvanized straps with (2) stainless steel band clamps. Short reducers with 12"-15" x 10"-12" reducing sizes include (2) black iron pipe clamps and (2) heavy galvanized straps with T-bolts.	10" x 4"	1
117-10x6R		10" x 6"	1
117-10x8R		10" x 8"	1
117-12x4R		12" x 4"	1
117-12x6R		12" x 6"	1
117-12x8R		12" x 8"	1
117-12x10R		12" x 10"	1
117-15x4R		15" x 4"	1
117-15x6R		15" x 6"	1
117-15x8R		15" x 8"	1
117-15x10R		15" x 10"	1
117-15x12R		15" x 12"	1
117-10x4R-G	Short reducers with 10"-15" x 2"-8" sizes include (1) iron pipe clamp and (2) galvanized straps with (2) stainless steel band clamps. Short reducers with 12"-15" x 10"-12" reducing sizes include (2) iron pipe clamps and (2) heavy galvanized straps with T-bolts. ("-G" includes all galvanized steel components).	10" x 4"	1
117-10x6R-G		10" x 6"	1
117-10x8R-G		10" x 8"	1
117-12x4R-G		12" x 4"	1
117-12x6R-G		12" x 6"	1
117-12x8R-G		12" x 8"	1
117-12x10R-G		12" x 10"	1
117-15x4R-G		15" x 4"	1
117-15x6R-G		15" x 6"	1
117-15x8R-G		15" x 8"	1
117-15x10R-G		15" x 10"	1
117-15x12R-G		15" x 12"	1

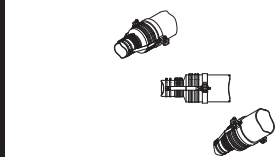
Galvanized Solution



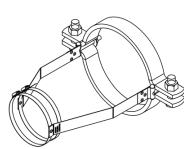
THE SHORT REDUCER SUPPORT.
#117-4x3R, #117-4x2R, #117-5x4R, #117-5x3R,
#117-5x2R, #117-6x5R, #117-6x4R, #117-6x3R,
#117-6x2R, #117-8x6R, #117-8x5R, #117-8x4R,
#117-8x3R, #117-8x2R



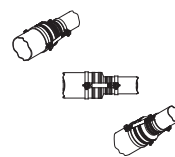
INCLUDED PARTS DRAWING.
#117-4x3R, #117-4x2R, #117-5x4R, #117-5x3R,
#117-5x2R, #117-6x5R, #117-6x4R, #117-6x3R,
#117-6x2R, #117-8x6R, #117-8x5R, #117-8x4R,
#117-8x3R, #117-8x2R



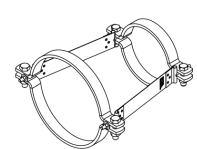
THE SHORT REDUCER RESTRAINT
#117-10x4R, #117-10x6R, #117-10x8R, #117-12x4R, #117-12x6R, #117-12x8R, #117-15x4R, #117-15x6R, #117-15x8R, #117-10x4R-G, #117-10x6R-G, #117-10x8R-G, #117-12x4R-G, #117-12x6R-G, #117-12x8R-G, #117-15x4R-G, #117-15x6R-G, #117-15x8R-G



INCLUDED PARTS DRAWINGS.
#117-10x4R, #117-10x6R, #117-10x8R, #117-12x4R, #117-12x6R, #117-12x8R, #117-15x4R, #117-15x6R, #117-15x8R, #117-10x4R-G, #117-10x6R-G, #117-10x8R-G, #117-12x4R-G, #117-12x6R-G, #117-12x8R-G, #117-15x4R-G, #117-15x6R-G, #117-15x8R-G



THE SHORT REDUCER RESTRAINT
#117-12x10R, #117-15x10R, #117-15x12R,
#117-12x10R-G, #117-15x10R-G,
#117-15x12R-G



INCLUDED PARTS DRAWINGS.
#117-12x10R, #117-15x10R,
#117-15x12R, #117-12x10R-G,
#117-15x10R-G, #117-15x12R-G

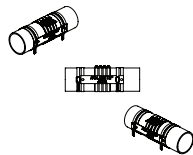
Model#	End-to-End Restraint	For Pipe Size(s)	Box Qty
117-3S	Kits for 2"-8" coupling restraint include (2) galvanized straps and (4) stainless steel band clamps.	2" - 3"	6
117-4S		4"	6
117-5S		5"	6
117-6S		6"	6
117-8S		8"	6
117-10S	Kits for 10"-15" coupling restraint include (2) black pipe clamps & (2) galvanized steel straps with T-bolts.	10"	2
117-12S		12"	1
117-15S		15"	1
117-10S-G	Kits for 10"-15" coupling restraint include (2) black pipe clamps & (2) galvanized steel straps with T-bolts. ("-G" includes all galvanized steel components).	10"	2
117-12S-G		12"	1
117-15S-G		15"	1

Galvanized Solution

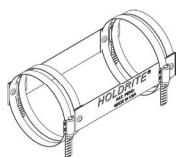


Black Iron Solution

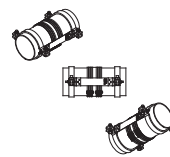
Patent Pending



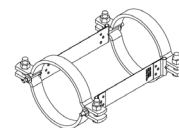
THE END-TO-END PIPE RESTRAINT
#117-3S, #117-4S, #117-5S, #117-6S,
#117-8S, #117-10S, #117-12S, #117-15S



INCLUDED PARTS DRAWING.
#117-3S, #117-4S, #117-5S,
#117-6S, #117-8S



THE END TO END PIPE RESTRAINT
#117-10S, #117-12S, #117-15S,
#117-10S-G, #117-12S-G, #117-15S-G



INCLUDED PARTS DRAWINGS.
#117-10S, #117-12S, #117-15S,
#117-10S-G, #117-12S-G, #117-15S-G

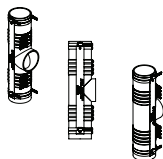
Model#	Test Tee Restraint	For Pipe Size(s)	Box Qty
117-3T	Test Tee/Cleanout Tee restraint kit includes (2) galvanized straps & (4) stainless steel band clamps.	2" - 3"	1
117-4T		4"	1
117-5T		5"	1
117-6T		6"	1
117-8T		8"	1
117-10T	Kit includes: (2) pipe clamps, (2) straps with T-bolts.	10"	1
117-10T-G	Kit includes: (2) pipe clamps, (2) straps with T-bolts. ("-G" includes all galvanized steel components).	10"	1

Galvanized Solution



Black Iron Solution

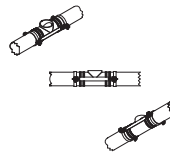
Patent Pending



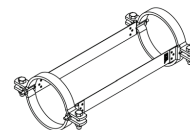
THE TEST TEE RESTRAINT
#117-3T, #117-4T, #117-5T,
#117-6T, #117-8T



INCLUDED PARTS DRAWING
#117-3T, #117-4T, #117-5T,
#117-6T, #117-8T



THE TEST TEE RESTRAINT
#117-10T, #117-10T-G




INCLUDED PARTS DRAWINGS
#117-10T, #117-10T-G

HOLDRITE #117 Series Application Photos



SHORT REDUCER RESTRAINT
117-R SERIES



DOUBLE EIGHTH BEND RESTRAINTS
117-LL SERIES



WYE BRANCH RESTRAINTS
10" - 15"
117-W SERIES



WYE BRANCH RESTRAINTS
2" - 8"
117-W SERIES



COMBO-END OF LINE POSITION
RESTRAINTS
117-CE SERIES



COMBO MID-STREAM POSITION
RESTRAINTS
117-CM SERIES



SHORT SWEEP QUARTER BEND RESTRAINTS
2" - 8"
117-K SERIES



1/16, 1/8, 1/6 BEND RESTRAINTS
117-L SERIES



BLIND PLUG RESTRAINTS
10" - 15"
117-BP SERIES



BLIND PLUG RESTRAINTS
3" - 8"
117-BP SERIES



END TO END RESTRAINTS
117-S SERIES



TEST TEE RESTRAINTS
117-T SERIES

Visit www.holdrite.com for a number of online resources



HOLDRITE MasterSpec

Download HOLDRITE MasterSpec for Division 7 and Division 22 at holdrite.com or CADdetails.com



VIP Estimating Services

Free Material Take-offs and installed cost analysis for your project available by calling 800-321-0316

HOLDRITE #117 Series No-hub Fitting Restraint Solutions assist compliance with no-hub cast iron joint bracing as required by no-hub cast iron manufacturers, CISPI and other codes and standards. Use does not affect other manufacturers' ratings or limitations on their pipe or system components, nor increase allowable pipe, fitting or coupling system pressures. Install per manufacturer instructions.

www.holdrite.com